

Doo-Wop

Doo-Wop - 5741093410

The fixture primarily provides a downward directed soft light by means of the white lacquered inner conical reflector. The outer reflector, the main shade, contributes to directing the light up- and downwards, while at the same time spreading the soft diffused light. The inside of the main shade is illuminated through an opening in the inner conical reflector.



**Carl Hansen &
Son Showroom**



INGENIØR'NE

Product info

Information

Please note that the brass, copper and stainless steel surfaces are untreated. This means that the surface will change over time and develop a patina. This process may have already begun when the product is delivered.

Mounting

Suspension type: Cable 2x0,75mm². Canopy: Yes. Cable length: 3m.

Finish

White or Dark Grey, powder coated or polished Brass, Copper or Stainless Steel.

Materials

Shade: Spun aluminium, brass, copper or stainless steel. Suspension: Spun aluminium. Struts: Stainless steel.

Sizes and weights

Width x Height x Length (mm) | 283 x 245 x 283 Max 2.0 kg

Class

Ingress protection IP20. Electric shock protection II.

Light source

1x60W E27

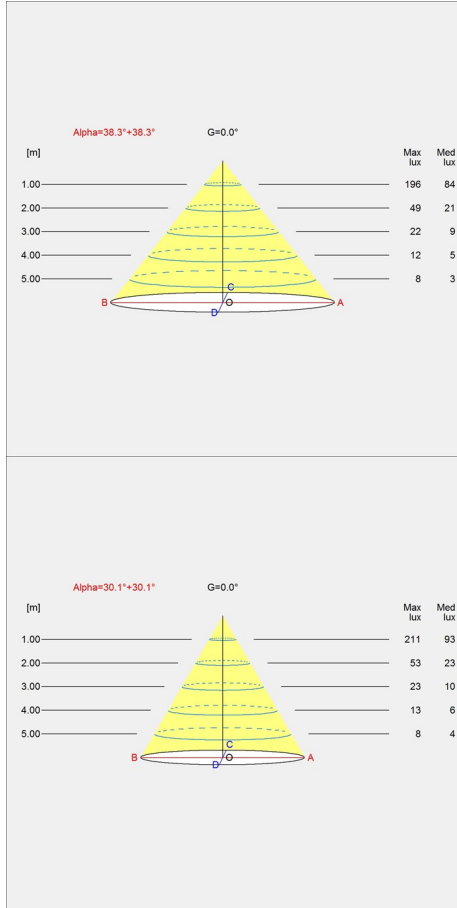
Information

Please note that the brass, copper and stainless steel surfaces are untreated. This means that the surface will change over time and develop a patina. This process may have already begun when the product is delivered.

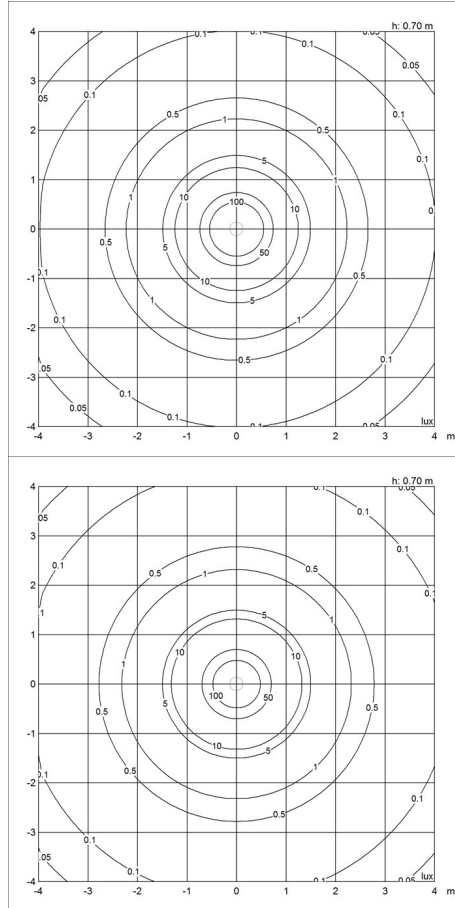


Light distribution diagrams

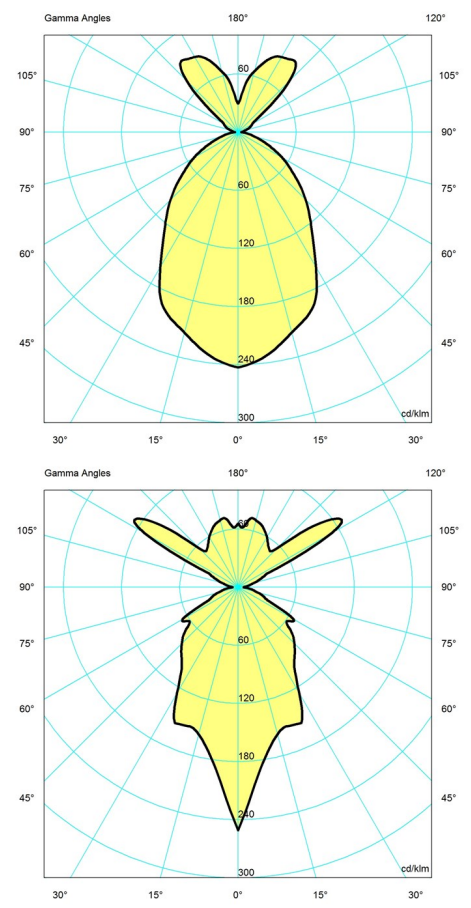
Cartesian



Isolux



Polar



Spare parts & accessories

Product

Canopy White 2-part tophat ©
 Doo-Wop socket + cord suspension

Variant number

5749329034
 5741094613

Data specifications

Colour

White

Length

283

Doo-Wop

Width	283
Built-in Height	-
Class	II
Standby (W)	-
Inrush Current	-
Kelvin	-
SDCM	-
Watt	-
Light control	-
UGR Transversal / Axial	18.7/18.7
Driver life	-

Height	245
IP class	20
Net Weight	1.0
Power Factor (P = 100 % / P = 50 %)	-
Light source	1x60W E27
CRI	-
Lumen	-
Efficacy	-
Min. Dim Level (%)	-
L80B50 (hours)	-