

# NJP Mini

NJP Mini - 5744168151

The fixture emits a softly diffused downward directed light, free of glare. It fades in at a fixed light level, when turned on, and fades out, when turned off, and has a timer function to turn off the light automatically after either four or eight hours. The fixture offers a wide light distribution for its relatively small size and the white painted inner side of the shade helps reflect the light comfortably. With the stepless dimmer, the light can be adjusted to a suitable level between 15 and 100%. The arm has a stationary angle of 15° and can rotate 342° around the base, while the head can tilt and rotate to direct the light distribution.



## nendo

In 2002 Oki Sato founded nendo design studio. nendo means 'clay' in Japanese – or more specifically, modelling clay such as plasticine. A unique material that makes it easy to do creative modelling.



## Product info

### Information

The arm has a stationary angle of 15°. Head can tilt and rotate. The arm can rotate 342° around the base. A single push button located at the lamp head will control the functions on/off and dimming. Turn on/off the light with light fading in/out. Stepless dim of the light to a suitable level between 15 and 100%. Timer function to automatically turn off the light after amount of time, selectable between off/4 hours/8 hours. Function to set a fixed light level each time the lamp is connected to main power. LED driver fitted externally on cord.

### Mounting

Mounting: baseplate. Cable type: PVC cord. Cable length: 2,5m. Stepless dim between 15 and 100%. Timer function: 4 hours/8 hours. Light control: Switch on head. LED driver: separate, plugs into power outlet. White cord on White and Soft pink. Black cord on all other colours.

### Finish

White, Black, Light alu grey, Rose brown, Soft pink, Petrol blue or Taupe, powder coated.

### Materials

Base: Steel. Arm and lamp head: Aluminum.

### Sizes and weights

Width x Height x Length (mm) | 160 x 415 x 160 Max 2.9 kg

### Class

Ingress protection IP20. Electric shock protection II.

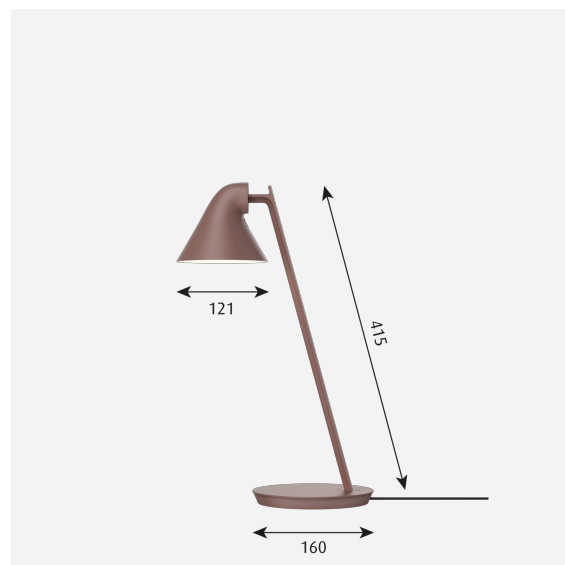
### Light source

LED 2700K 10W

Lumen: 418

### Information

The arm has a stationary angle of 15°. Head can tilt and rotate. The arm can rotate 342° around the base. A single push button located at the lamp head will control the functions on/off and dimming. Turn on/off the light with light fading in/out. Stepless dim of the light to a suitable level between 15 and 100%. Timer function to automatically turn off the light after amount of time, selectable between off/4 hours/8 hours. Function to set a fixed light level each time the lamp is connected to main power. LED driver fitted externally on cord.



## Product family



NJP Wall Box



NJP Table



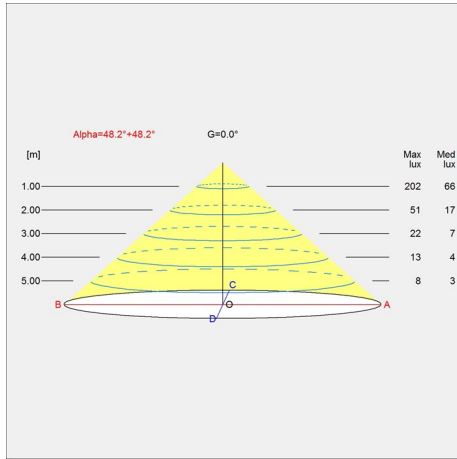
NJP Wall



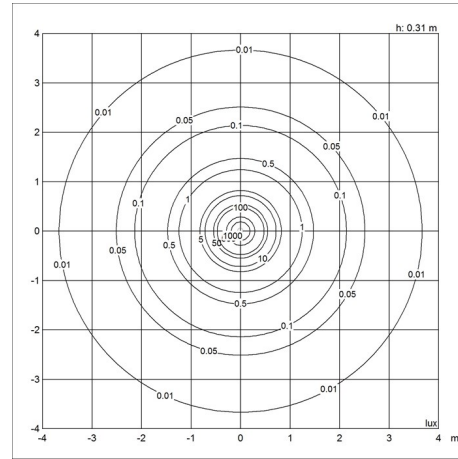
NJP Floor

# Light distribution diagrams

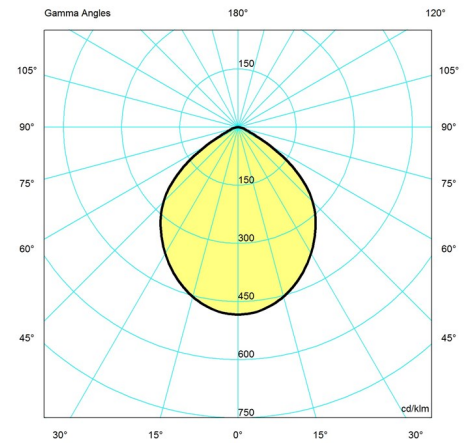
Cartesian



Isolux



Polar



## Data specifications

Colour	<b>Brown rose</b>	Length	<b>160</b>
Width	<b>160</b>	Height	<b>415</b>
Built-in Height	-	IP class	-
Class	<b>II</b>	Net Weight	<b>2.9</b>
Standby (W)	-	Power Factor (P = 100 % / P = 50 %)	-
Inrush Current	-	Light source	<b>LED 2700K 10W</b>
Kelvin	<b>2700</b>	CRI	<b>97</b>
SDCM	<b>3</b>	Lumen	<b>418</b>
Watt	<b>10</b>	Efficacy	<b>42</b>
Light control	-	Min. Dim Level (%)	-
UGR Transversal / Axial	<b>20.5/20.5</b>	L80B50 (hours)	<b>&gt;100.000</b>
Driver life	<b>&gt;50.000</b>		