

VL38 Wall

VL38 Wall - 5743163429

The fixture emits downward directed light. The angle of the shade can be adjusted to optimize light distribution. The shade is painted white on the inside to ensure a soft comfortable light.



Vilhelm Lauritzen

Vilhelm Lauritzen (1894–1984) is one of the most significant architects in the history of Denmark; he was the trail-blazing figurehead of Danish functionalism. A number of his buildings – Nørrebro Theatre (1931–32), Daells Varehus department store (1928–35), Radihuset (1936–41) and the first airport built in Kastrup (1937–39) – represented the concentrated essence of contemporary life.



Product info

Information

Please note that the brass surfaces are untreated. This means that the surface will change over time and develop a patina. Function to set a fixed light level each time the lamp is connected to main power. LED driver integrated in wall box. Two light levels 50% or 100%. Timer function to automatically turn off the light after amount of time, selectable between off/4 hours/8 hours. Adjustable (up and down) and rotating (to the side) lamp shade. For LED replacement kit please contact Louis Poulsen. The innovation of the LED technology is constant. The specifications mentioned are based on present technology.

Mounting

Cable type: Plastic cord. Cable length: 3,3m. Light control: Switch on wall box. 2 light levels. Timer function: 4 hours/8 hours. LED driver: integrated in wall box.

Finish

Brushed brass. Black or White, powder coated.

Materials

Wall box: Punched aluminium. Shade: Spun aluminium. Arm: Brushed brass.

Sizes and weights

Width x Height x Length (mm) | 135 x 190 x 290 Max 1.1 kg

Class

Ingress protection IP20. Electric shock protection II w/o ground.

Light source

LED 2700K 9,6W

Lumen: 416

Information

Please note that the brass surfaces are untreated. This means that the surface will change over time and develop a patina.

Function to set a fixed light level each time the lamp is connected to main power. LED driver integrated in wall box. Two light levels 50% or 100%. Timer function to automatically turn off the light after amount of time, selectable between off/4 hours/8 hours. Adjustable (up and down) and rotating (to the side) lamp shade. For LED replacement kit please contact Louis Poulsen. The innovation of the LED technology is constant. The specifications mentioned are based on present technology.



Product family



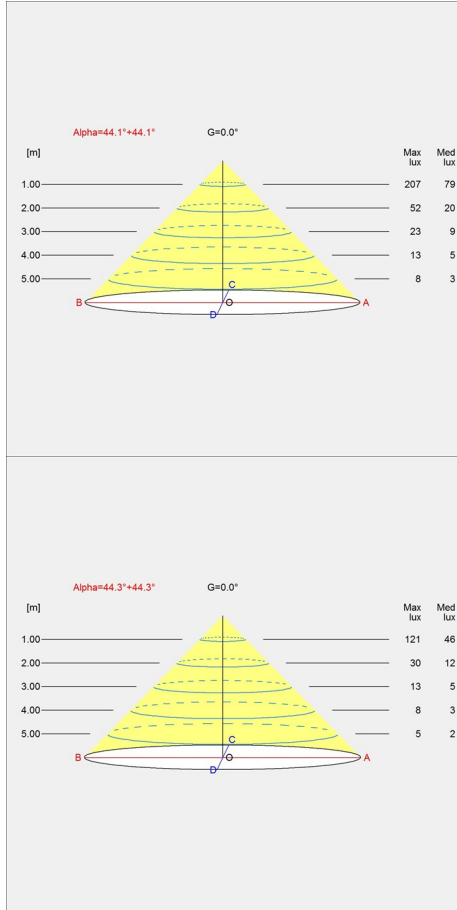
VL38 Floor



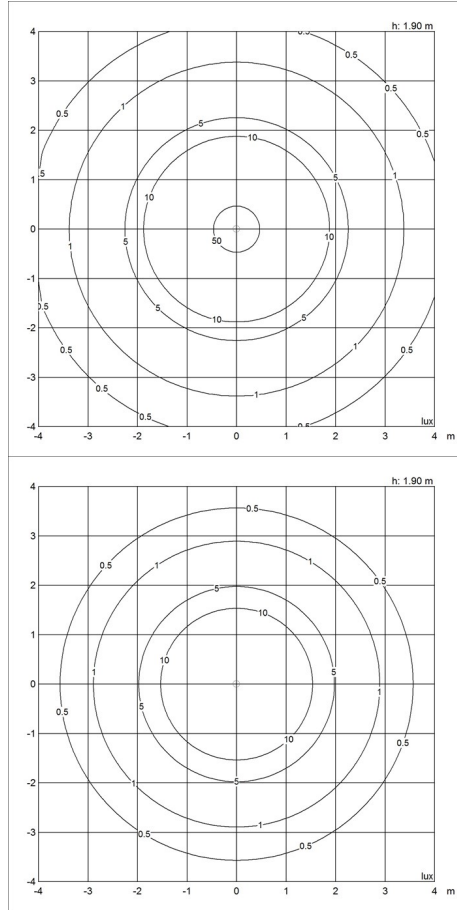
VL38 Table

Light distribution diagrams

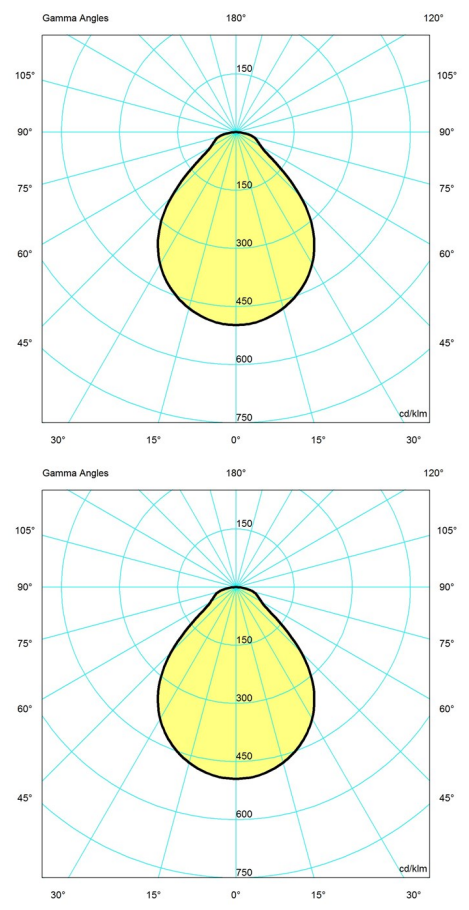
Cartesian



Isolux



Polar



Data specifications

Colour	White	Length	290
Width	135	Height	190
Built-in Height	-	IP class	20
Class	II	Net Weight	1.1
Standby (W)	-	Power Factor (P = 100 % / P = 50 %)	0.52/0.45
Inrush Current	-	Light source	LED 2700K 9.6W

VL38 Wall

Kelvin	2700
SDCM	3
Watt	9.6
Light control	-
UGR Transversal / Axial	21.8/21.8
Driver life	-

CRI	90
Lumen	416
Efficacy	43
Min. Dim Level (%)	50
L80B50 (hours)	>100.000
